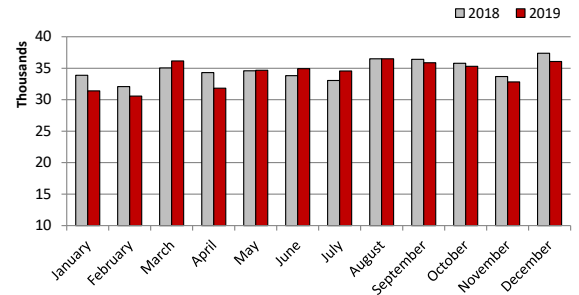


Casino Players' Visits

Last updated: 31st January 2020

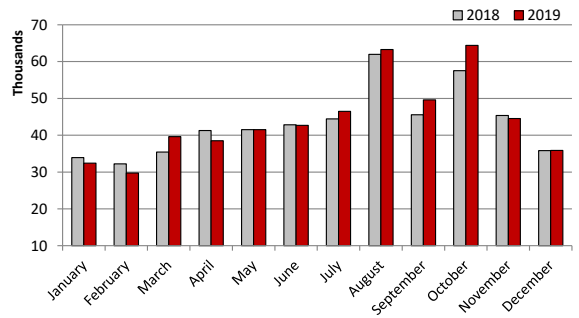
Casino Players' Visits - Maltese

Month	2015	2016	2017	2018	2019	% change (2018 vs. 2019)
January	31,269	36,173	34,962	33,863	31,385	-7%
February	29,117	35,338	36,188	32,094	30,584	-5%
March	32,719	25,906	37,103	35,055	36,154	3%
April	29,393	31,275	31,118	34,298	31,822	-7%
May	32,546	32,469	30,543	34,586	34,669	0%
June	30,314	35,164	32,112	33,807	34,941	3%
July	30,117	38,410	34,255	33,044	34,572	5%
August	32,862	40,246	35,808	36,486	36,488	0%
September	32,676	39,424	36,281	36,421	35,871	-2%
October	32,829	38,257	35,686	35,789	35,311	-1%
November	30,688	35,145	33,984	33,664	32,821	-3%
December	37,078	38,949	37,981	37,366	36,055	-4%
Total	381,608	426,756	416,021	416,473	410,763	-1%



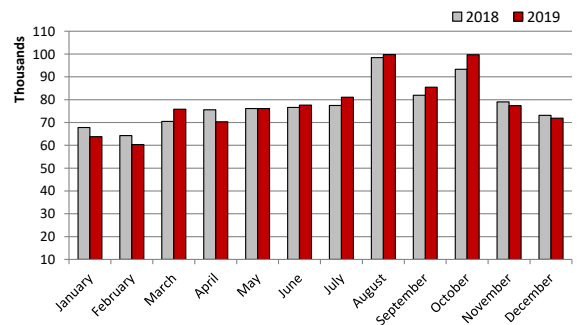
Casino Players' Visits - Non-Maltese

Month	2015	2016	2017	2018	2019	% change (2018 vs. 2019)
January	22,565	29,773	34,657	33,908	32,397	-4%
February	23,042	26,619	29,990	32,196	29,737	-8%
March	43,764	29,544	34,392	35,442	39,633	12%
April	27,735	29,262	37,926	41,257	38,501	-7%
May	32,118	29,809	37,061	41,525	41,499	0%
June	29,470	38,012	39,942	42,828	42,704	0%
July	32,431	43,105	44,983	44,422	46,493	5%
August	46,061	61,448	60,621	61,958	63,293	2%
September	33,546	46,655	46,716	45,564	49,594	9%
October	46,455	58,512	42,071	57,536	64,402	12%
November	37,421	47,594	49,034	45,366	44,537	-2%
December	24,842	37,323	36,788	35,812	35,854	0%
Total	399,450	477,656	494,181	518,139	528,644	2%



Casino Players' Visits - Total: Maltese & Non-Maltese

Month	2015	2016	2017	2018	2019	% change (2018 vs. 2019)
January	53,834	65,946	69,619	67,771	63,782	-6%
February	52,159	61,957	66,178	64,290	60,321	-6%
March	76,483	55,450	71,495	70,497	75,787	8%
April	57,128	60,537	69,044	75,555	70,323	-7%
May	64,664	62,278	67,604	76,111	76,168	0%
June	59,784	73,176	72,054	76,635	77,645	1%
July	62,548	81,515	79,238	77,466	81,065	5%
August	78,923	101,694	96,429	98,444	99,781	1%
September	66,222	86,079	82,997	81,985	85,465	4%
October	79,284	96,769	77,757	93,325	99,713	7%
November	68,109	82,739	83,018	79,030	77,358	-2%
December	61,920	76,272	74,769	73,178	71,909	-2%
Total	781,058	904,412	910,202	934,612	939,317	1%



Notes:

Data in this publication represent the number of separate visits, rather than the number of unique customers.